




# SAFE. SEAMLESS. STUNNING.

A new breed of landscaping lids reinventing outdoor living.



THE CHOICE IS CLEAR.



ELEGANT  
FINISH



HIGH  
GRADE



EASY  
INSTALL



10 YEAR  
WARRANTY



POOL  
SAFE



HIDE 156mm Access Cover




HIDE Access Cover & Skimmer Lid

## *HIDE Skimmer Lid*



### CONTENTS

2-3	Introducing HIDE
4 -5	Inside your HIDE Kit
6-7	Sales & Marketing
8-9	Skimmer Access Cover (Metric)
10-11	Skimmer Access Cover (Imperial)
12-13	Concrete Infill Cover
14-15	Drain Cover
16-17	Installing HIDE
18	Benefits of HIDE
19	Manufacturing



HIDE Skimmer Lid (HSL342-30)

**Say goodbye to unsightly plastic skimmer covers and stones with finger holes, which break and can be removed by children. Introduce HIDE into your beautiful poolscape.**

HIDE has designed a range of innovative covers for skimmers and access points to provide a sophisticated and more aesthetically pleasing alternative. HIDE covers can be fitted with tiles, timber or concrete to match the pool surrounds, creating a luxurious, uninterrupted outdoor space.

The cover can be removed safely and ergonomically with the HIDE Safety Key. The purpose of the key is to prevent children from accessing the skimmer box.




Before HIDE



# HIDE KIT SERIES - SKIMMER LID / ACCESS COVER / DRAIN



# HIDE KIT SERIES - SKIMMER LID CONCRETE





## WHAT'S IN YOUR KIT

### SAFETY KEY

316L marine grade stainless steel Key, enabling the installed HIDE cover to be safely and easily opened and closed.

### INLAY MATERIAL (not supplied)

HIDE covers are designed to be fitted with your choice of inlay material. Add your tile, timber or concrete to create the perfect seamless finish. (This material is not supplied).

### HEIGHT ADJUSTER

If additional height is required when installing your stone, tile or timber, the height adjuster can be used as an option.

### INLAY COVER

This 316L marine grade stainless steel tray holds the inlay (tile, timber or Concrete) materials you've chosen, or have in your existing landscape.

### EDGE PROTECTOR

A stainless steel frame inserted into a recess within the landscaped area. It protects the coping/surrounds from chipping/breakage when the inlay lid is opened/closed.

### ADHESIVE

HIDE Kit Adhesive is a one-part adhesive specially developed for long-term fitting of natural stone and/or porcelain tiles into the HIDE Inlay Series.

### DOCUMENTATION

Each Kit is complete with a comprehensive Contractor Installation guide, Homeowners manual and 10 year warranty.







# THE CHOICE IS CLEAR.


**We don't only manufacture the worlds best Skimmer Cover,  
we stand behind it 100%!**

By offering your customers the very best Skimmer cover on the market, you will not only be boosting your profit margin on every job, but you will also be offering a safe, seamless and stunning finish to any landscape.

By adding a HIDE desktop or floor display to your showroom, you can let your customers experience the simplicity of the HIDE system while seeing first hand its quality construction and seamless lines.

All displays are kept fully stocked with brochures, while the HIDE brand is promoted on social media and digital marketing. Our website is packed full of helpful information and free downloads. From there you can also view an instructional video on both a new pool install and a retrofit replacing an existing plastic lid.

**There's every reason to sell a HIDE!**





## TRADE AND PUBLIC EXHIBITS

The HIDE Brand is well represented in Australia and now World Wide. We are active in educating contractors and pool builders through to pool owners and retail outlets about the benefits of installing the HIDE system, and all its features.

## WEBSITE

Rich in informative content  
Beautiful real life examples  
Downloads  
Data collection

## DIGITAL MARKETING

Instagram; Pinterest; Facebook; Electronic Direct Marketing

## VIDEO

The in-depth instructional video showcases the HIDE product and its many benefits.

The video features a step by step guide to installation into an existing pool, followed by a new pool install.


## IN STORE DISPLAYS

We can supply a HIDE Skimmer Cover to fit your existing wall display. It's a great way to show how the lid blends into its surrounds.

Desktop display with Skimmer Cover incorporated, so customers can interact with the lid and visualize it in their pool landscape.

## DOCUMENTATION & SALES BROCHURES

All HIDE kits come complete, including contractor installation and homeowner manuals. Our in-store displays are supplied with sales brochures and detailed sectional drawings.



## DESKTOP AND FLOOR DISPLAY







Seamless Integrated Pattern



HIDE Skimmer Lid (HSL306-20)



HIDE Skimmer Lid (HSL342-40)

## It's easy to see why HIDE lids are the product of choice by homeowners!

Say goodbye to unsightly plastic skimmer covers and stones with finger holes, which break and can be removed by children. Introduce the safe, seamless and stunning elegance of HIDE into your beautiful poolscape.

HIDE has designed a range of innovative covers for skimmers and access points to provide a sophisticated and more aesthetically pleasing alternative.

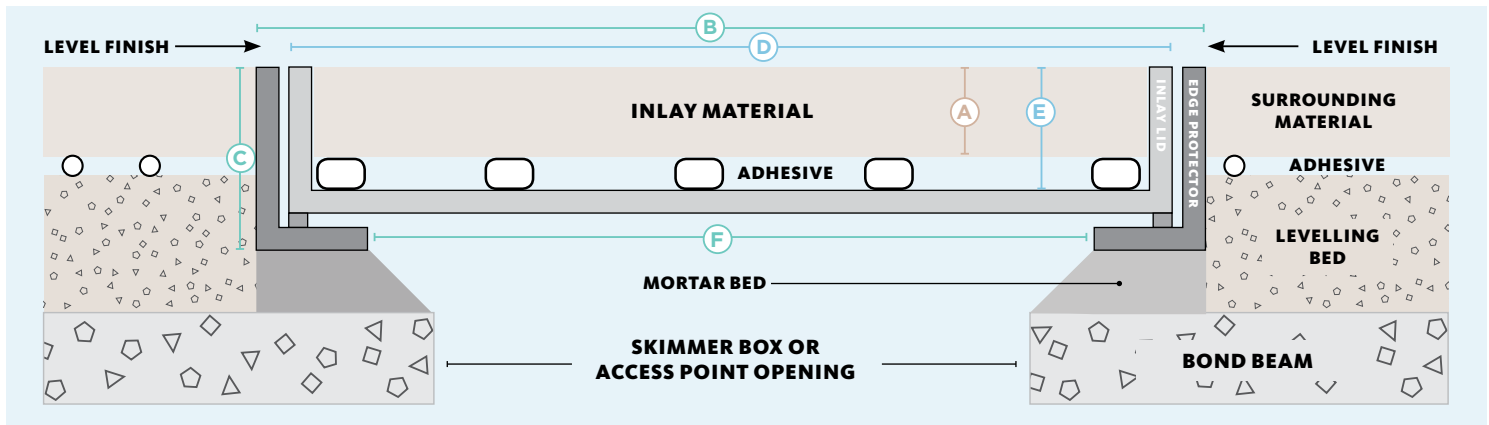
*HIDE products are recommended for use in pedestrian traffic areas only.*

*Information correct at time of printing, changes may be made without notice. Modifications and updates can be viewed on our website - [www.skimmerlids.com](http://www.skimmerlids.com)*



# HIDE KIT SERIES

## SKIMMER LID AND ACCESS COVER (METRIC)



INLAY THICKNESS (mm)	PRODUCT CODE (mm)	EDGE PROTECTOR SIZE (mm)			INLAY LID SIZE (mm)	
		SIZE	EXTERNAL DEPTH	UNDERSIDE OPENING	SIZE	INTERNAL DEPTH

### 156mm Access Cover Kit

A		B	C	F	D	E
8-11	HAC156-10	156 sq.	23	132 sq.	150 sq.	13
15-22	HAC156-20		33			23
25-32	HAC156-30		43			33
35-42	HAC156-40		53			43
45-52	HAC156-50		63			53
55-62	HAC156-60		73			63

### 206mm Access Cover Kit

8-11	HAC206-10	206 sq.	23	180 sq.	196 sq.	13
15-22	HAC206-20		33			23
25-32	HAC206-30		43			33
35-42	HAC206-40		53			43
45-52	HAC206-50		63			53
55-62	HAC206-60		73			63

### 256mm Access Cover Kit

8-11	HAC256-10	256 sq.	23	222 sq.	250 sq.	13
15-22	HAC256-20		33			23
25-32	HAC256-30		43			33
35-42	HAC256-40		53			43
45-52	HAC256-50		63			53
55-62	HAC256-60		73			63

### 306mm Skimmer and Access Cover Kit

8-11	HSL306-10	306 sq.	23	252 sq.	300 sq.	12
15-22	HSL306-20		33			23
25-32	HSL306-30		43			33
35-42	HSL306-40		53			43
45-52	HSL306-50		63			53
55-62	HSL306-60		73			63

### 342mm Skimmer and Access Cover Kit

8-11	HSL342-10	342 sq.	23	288 sq.	336 sq.	12
12-16	HSL342-15		28			18
17-22	HSL342-20		33			23
25-32	HSL342-30		43			33
35-42	HSL342-40		53			43
45-52	HSL342-50		63			53
55-62	HSL342-60		73			63

### 506mm Access Cover Kit

15-22	HAC506-20	506 sq.	33	452	500 sq.	23
-------	-----------	---------	----	-----	---------	----

### 656mm Access Cover Kit

15-22	HAC656-20	656 sq.	33	602	650 sq.	22
-------	-----------	---------	----	-----	---------	----



HIDE Access Cover (HAC8-1.2'')

HIDE provides an affordable option to streamline the appearance of all these service points in your yard, essentially “hiding” them from view.

HIDE recommends discussing the use of Access Covers with your project manager at the beginning of a new pool and landscape design.

The HIDE Access Cover can be used for service points including:

- water table inspection pipe (normally close to the skimmer);
- gray water inspections outlets;
- water tanks;
- balance tanks;
- taps and irrigation;
- valves and meters.
- electrical junction box
- BBQ bench tops & waste openings



HIDE Access Cover (HAC12.1.6'')

Our manufacturing process allows us to custom make sizes to suit most applications, please call for more information.

*HIDE products are recommended for use in pedestrian traffic areas only.*

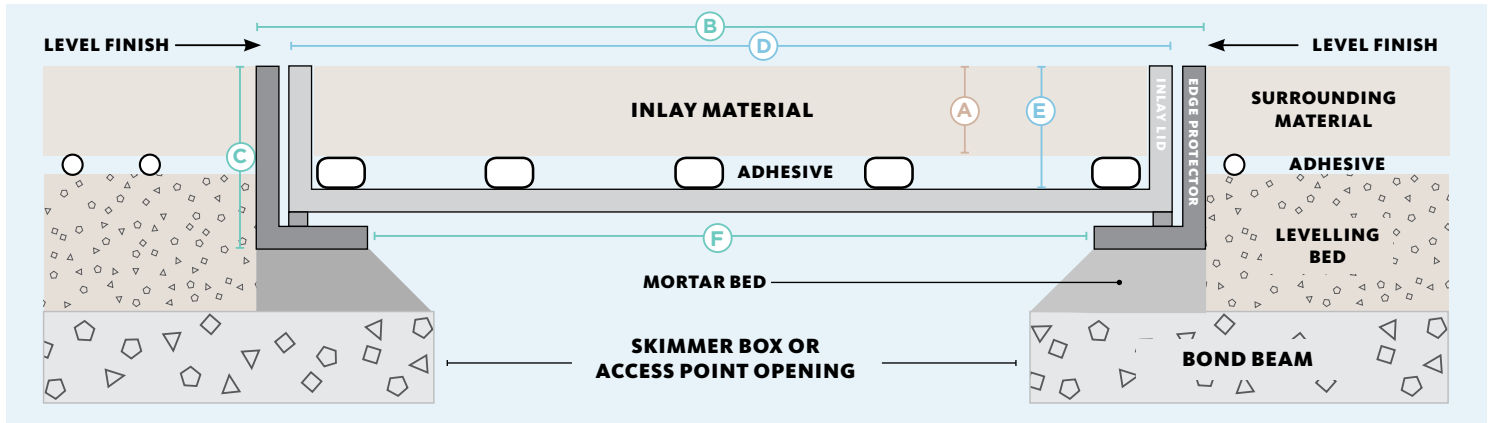
*Information correct at time of printing, changes may be made without notice. Modifications and updates can be viewed on our website - [www.skimmerlids.com](http://www.skimmerlids.com)*



# HIDE KIT SERIES

## SKIMMER LID AND ACCESS COVER (IMPERIAL)

### CROSS SECTION VIEW OF COMPLETED INSTALL



Skimmer Covers and Access Covers are completely interchangeable, just choose the size that best suits.

INLAY (mm)	INLAY THICKNESS (INCH)	PRODUCT CODE (INCH)	EDGE PROTECTOR SIZE (INCH)			INLAY LID SIZE (INCH)	
			SIZE	EXTERNAL DEPTH	UNDERSIDE OPENING	SIZE	INTERNAL DEPTH

#### 6" Access Cover Kit

A	A		B	C	F	D	E
8-11	3/8" - 1/2"	HAC6-0.4	6" sq.	7/8"	5 1/4"	5 3/4" sq.	1/2"
15-22	5/8" - 7/8"	HAC6-0.8		1 1/4"			7/8"
25-32	1" - 1 1/4"	HAC6-1.2		1 5/8"			1 1/4"
35-42	1 3/8" - 1 5/8"	HAC6-1.6		2"			1 5/8"
45-52	1 3/4" - 2"	HAC6-2		2 1/2"			2"
55-62	2 1/4" - 2 1/2"	HAC6-2.5		3"			2 1/2"

#### 8" Access Cover Kit

8-11	3/8" - 1/2"	HAC8-0.4	8" sq.	7/8"	7"	7 3/4" sq.	1/2"
15-22	5/8" - 7/8"	HAC8-0.8		1 1/4"			7/8"
25-32	1" - 1 1/4"	HAC8-1.2		1 5/8"			1 1/4"
35-42	1 3/8" - 1 5/8"	HAC8-1.6		2"			1 5/8"
45-52	1 3/4" - 2"	HAC8-2		2 1/2"			2"
55-62	2 1/4" - 2 1/2"	HAC8-2.5		3"			2 1/2"

#### 12" Skimmer and Access Cover Kit

8-11	3/8" - 1/2"	HSL12-0.4	12" sq.	7/8"	10"	11 3/4" sq.	1/2"
15-22	5/8" - 7/8"	HSL12-0.8		1 3/8"			7/8"
25-32	1" - 1 1/4"	HSL12-1.2		1 5/8"			1 3/8"
35-42	1 3/8" - 1 5/8"	HSL12-1.6		2"			1 5/8"
45-52	1 3/4" - 2"	HSL12-2		2 1/2"			2"
55-62	2 1/4" - 2 1/2"	HSL12-2.5		3"			2 1/2"

#### 13" Skimmer and Access Cover Kit

8-11	3/8" - 1/2"	HSL13-0.4	13 1/4" sq.	7/8"	11 1/3"	13" sq.	1/2"
15-22	5/8" - 7/8"	HSL13-0.8		1 1/8"			7/8"
25-32	1" - 1 1/4"	HSL13-1.2		1 3/8"			1 3/8"
35-42	1 3/8" - 1 5/8"	HSL13-1.6		1 5/8"			1 5/8"
45-52	1 3/4" - 2"	HSL13-2		2"			2"
55-62	2 1/4" - 2 1/2"	HSL13-2.5		3"			2 1/2"

#### 20" Access Cover Kit

15-22	5/8" - 7/8"	HAC20-0.8	20" sq.	1 1/4"	18"	19 3/4" sq.	7/8"
-------	-------------	-----------	---------	--------	-----	-------------	------

#### 26" Access Cover Kit

15-22	5/8" - 7/8"	HAC26-0.8	26" sq.	1 1/4"	24"	25 3/4" sq.	7/8"
-------	-------------	-----------	---------	--------	-----	-------------	------



HIDE Skimmer Cover (HCON306-40)




**The HIDE Concrete Skimmer Cover and specially designed Edge Protector, provides the perfect reinforcement for a wet-pour concrete inlay.**

The HIDE Concrete kit allows the inlay to be filled and finished at the same time as the pool surrounds. This ensures the skimmer cover perfectly matches the selected surface finish in both texture and color.

If you are wanting to finish your pool surrounds in a decorative concrete, this is the product for you!

**HIDE Concrete Skimmer Covers are a breeze to install.**

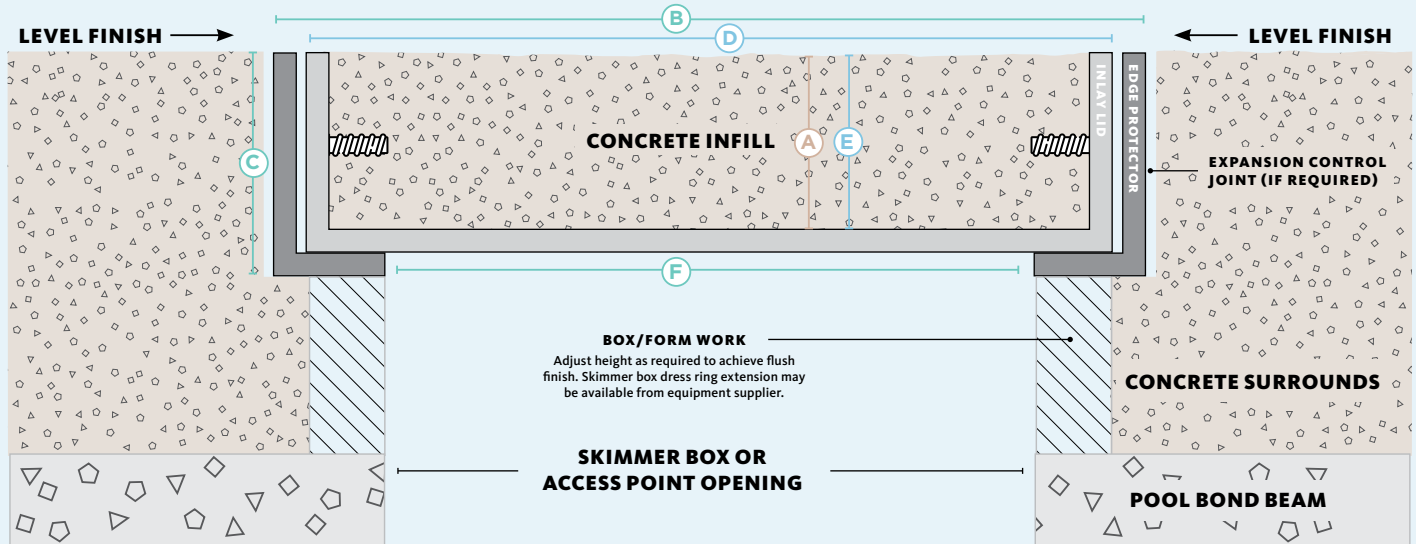




# HIDE KIT SERIES

## CONCRETE

### CROSS SECTION VIEW OF COMPLETED INSTALL



### (Metric) Skimmer and Access Cover Kit Concrete

SIZE (mm)	INLAY THICKNESS (mm)	PRODUCT CODE (mm)	EDGE PROTECTOR SIZE (mm)			INLAY LID SIZE (mm)	
			SIZE	EXTERNAL DEPTH	UNDERSIDE OPENING	SIZE	INTERNAL DEPTH
	<b>A</b>		<b>B</b>	<b>C</b>	<b>F</b>	<b>D</b>	<b>E</b>
156	43	HCON156-40	156 sq.	47	122 sq.	150 sq.	43
206		HCON206-40	206 sq.		162 sq.	200 sq.	
256		HCON256-40	256 sq.		202 sq.	250 sq.	
306		HCON306-40	306 sq.		252 sq.	300 sq.	
342		HCON342-40	342 sq.		288 sq.	336 sq.	

### (Imperial) Skimmer and Access Cover Kit Concrete

SIZE	INLAY THICKNESS (INCH)	PRODUCT CODE (INCH)	EDGE PROTECTOR SIZE (INCH)			INLAY LID SIZE (INCH)	
			SIZE	EXTERNAL DEPTH	UNDERSIDE OPENING	SIZE	INTERNAL DEPTH
<b>A</b>	<b>A</b>		<b>B</b>	<b>C</b>	<b>F</b>	<b>D</b>	<b>E</b>
6"	1 5/8"	HCON6-1.6	6"	2"	5 3/4" sq.	6" sq.	1 5/8"
8"		HCON8-1.6	8"		6" sq.	7 3/4" sq.	
10"		HCON10-1.6	10"		8" sq.	9 3/4" sq.	
12"		HCON12-1.6	12"		10" sq.	11 3/4" sq.	
13"		HCON13-1.6	13"		11 1/4" sq.	13 1/4" sq.	

HIDE products are recommended for use in pedestrian traffic areas only. Avoid any acid wash contact with stainless steel.

Information correct at time of printing, changes may be made without notice. Modifications and updates can be viewed on our website - [www.skimmerlids.com](http://www.skimmerlids.com)



HIDE Drain Cover (HDC314-30)



Before

HIDE Drain Covers can be used in most outdoor areas, such as patios and pathways, allowing for a water intake compatible with a standard 90mm or 100mm (4" or 6") drainage network.

As with all HIDE products, the Drain Cover is fitted with landscaping material to match the surrounds, allowing the lid to blend seamlessly into your outdoor area.

HIDE Drain Covers not only look amazing but provide superior safety and performance. They work discreetly to remove surface water on outdoor areas, pathways, pool surrounds and may be used for outdoor showers.

Consult your drain layer for flow rate requirements.

**Say goodbye to those unsightly industrial drain grates in your beautiful landscaped area.**

*HIDE products are recommended for use in pedestrian traffic areas only.*

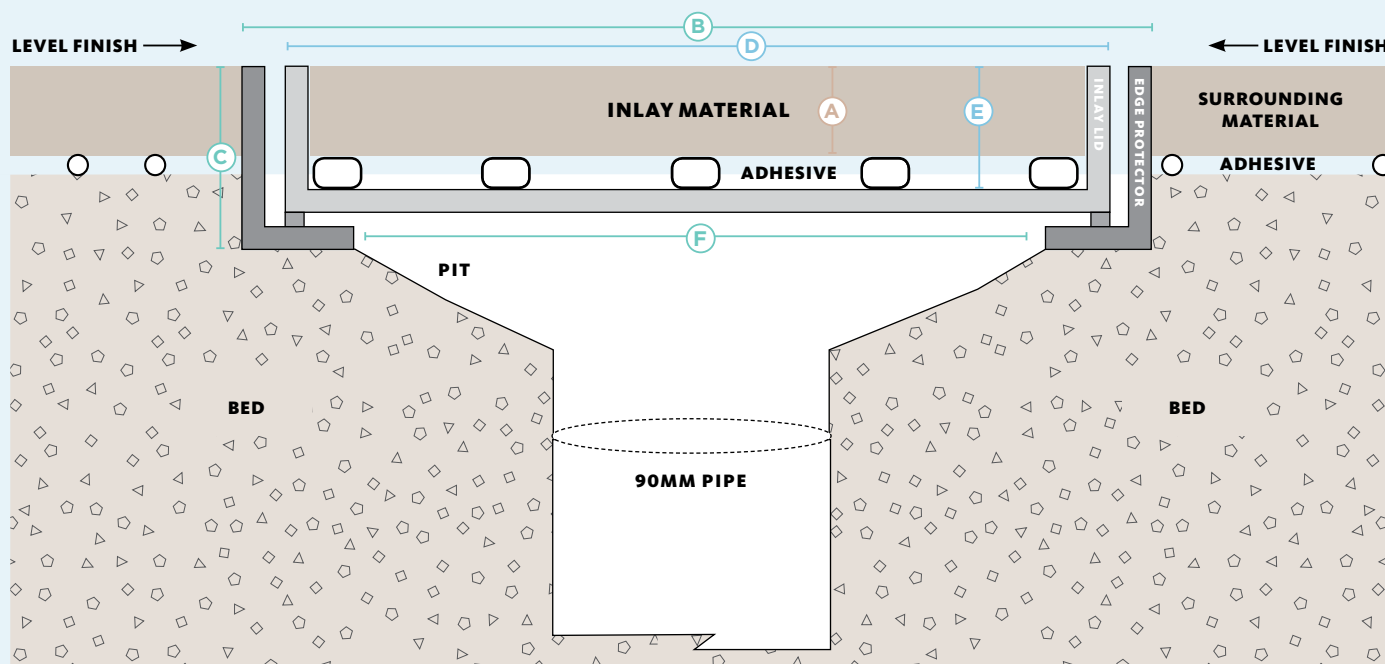
*Information correct at time of printing, changes may be made without notice. Modifications and updates can be viewed on our website - [www.skimmerlids.com](http://www.skimmerlids.com)*



# HIDE KIT SERIES

## DRAIN COVER

### CROSS SECTION VIEW OF COMPLETED INSTALL



### 314mm (Metric) Drain Cover Kit


INLAY THICKNESS (mm)	PRODUCT CODE (mm)	EDGE PROTECTOR SIZE (mm)			INLAY LID SIZE (mm)	
		SIZE	EXTERNAL DEPTH	UNDERSIDE OPENING	SIZE	INTERNAL DEPTH
A		B	C	F	D	E
8-11	HDC314-10	314 sq.	23	220 sq.	300 sq.	12
15-22	HDC314-20		33			23
25-33	HDC314-30		43			33

### 12" (Imperial) Drain Cover Kit

INLAY THICKNESS (INCH)	PRODUCT CODE (INCH)	EDGE PROTECTOR SIZE (INCH)			INLAY LID SIZE (INCH)	
		SIZE	EXTERNAL DEPTH	UNDERSIDE OPENING	SIZE	INTERNAL DEPTH
A		B	C	F	D	E
3/8 - 1/2"	HDC12-0.4"	12 1/4"	7/8"	8 2/3" sq.	12" sq.	1/2"
5/8" - 7/8"	HDC12-0.8"		1 1/4"			7/8"
1" - 1 1/4"	HDC12-1.2"		1 5/8"			1 1/4"



## NEW POOL INSTALLATION



Allowing for the recess frame when pouring the leveling bed makes installation a breeze.

# HIDE ON-SITE INSTALLATION

## REPLACING AN OLD TRADITIONAL PLASTIC COVER



## Hide makes installation a breeze

Traditional skimmer lid options have plenty of quality and safety concerns, which can cause serious headaches for homeowners and contractors alike. *What's worse, is that many don't even meet Australian Pool Safety Standards!*

Our Patented HIDE System, actually makes installing a cover easier for the tiler, as leveling the edge protector is simple and ensures a level perfectly seamless finish.

For new pool installs, when laying the levelling bed, provide space for the edge protector.





HIDE's beautiful, streamlined finish is an absolute hit with homeowners. The HIDE design also features these major benefits:

MUCH MORE  
TO LOVE



### ELEGANT FINISH

A totally integrated + flush finish means the HIDE Cover is essentially invisible.



### EASY USE

HIDE covers are compact, and super easy to use.



### LONG LIFE

Protect the inlay materials from chipping or breaking for the life of the pool.



### HIGH GRADE

316L marine grade stainless steel frames + 10 year warranty!



### POOL SAFE

100% compliant with Pool Safety standards.



### GOOD PRICE

HIDE kits represent excellent value for money.

## NOT ALL SKIMMER LIDS WERE CREATED EQUAL.

Traditional skimmer lid options have plenty of quality and safety concerns, which can cause serious headaches for homeowners and contractors alike. **What's worse, is that many don't even meet relevant Pool Safety Standards!**

### TRADITIONAL PLASTIC OPTION

A cheap, plastic lid which is unsightly and requires regular replacement due to sun damage and wear.



- ✗ Cheap looking finish which is raised, bulky and often quickly discolours in the sun.
- ✗ The raised lid can be a trip hazard, especially for young children.
- ✗ Sun exposure makes the plastic brittle and susceptible to cracks and breakage, requiring replacement.


### LOOSE STONE/TILE OPTION

A brittle option which is often short-lived and quickly becomes unattractive due to damage. Loose stone usually breaks/chips quickly, or causes chipping or damage to the surrounding stone.



A loose stone is often NOT compliant or POOL SAFE.

- ✗ The finger hole/s make moving the loose stone difficult causing chipping, cracking or breaking the stone itself and damaging the surrounds.
- ✗ Replacing a loose stone lid is difficult as stone batches change or are discontinued.
- ✗ A contractor has to be recalled, usually at the homeowners expense, to match, cut + fit a new stone.
- ✗ Cheap looking finish with large hole/s, interrupted grout lines and the stone often doesn't sit flush with the surrounds, creating a tripping hazard.
- ✗ A loose stone may allow a child to access the skimmer basket and potentially sustain injuries. For this reason, this option may not meet your country's pool safety standards.



**All HIDE components are manufactured in 316L marine grade stainless steel and to a range of sizes that suit most applications. However, our all-inclusive manufacturing and engineering processes enable us to custom make sizes to your unique needs if required.**

Our quality control procedures and rigorous testing ensure we are not only producing the very best product possible but one that is long lasting, durable and exceeds all safety standards.

Once installed, our HIDE cover may be hard to see, but it's nice knowing a 10-year warranty backs this quality product.



# SAFE. SEAMLESS. STUNNING.

## SAFETY KEY

- The Safety Key is used to operate all HIDE lids/covers, in particular the skimmer box with its powerful pump suction point.
- To prevent children accessing the skimmer box, always store the Safety Key out of the reach of children, in a secure location.
- NEVER leave the Safety Key in the lid for any reason. The key is not specified or designed to remain in the lid.
- NEVER carry the full weight of the lid with the Safety Key. Using the key as a handle may damage it and will void your warranty.
- The Key is also constructed from 316 marine grade stainless steel, and is replaceable.



## ABOUT YOUR PRODUCT

### Remove Key From Cover



**NEVER** leave the HIDE Safety Key in the cover for any reason, especially after install.

Leaving the Safety Key in the top of an installed cover may be dangerous, as it enables children to access the Skimmer.

### Pass Key To homeowner



DO NOT RISK IT - HIDE recommends that once the cover is installed, the Safety **Key is passed to the homeowner** and is stored securely.

### Chemical Wash Contact



**ACID** and chemical washes will cause discolouration and/or rusting on the stainless steel HIDE components. **Acid or chemical contact will void the HIDE warranty.** Use a Green Acid alternative.

### Product Care



Stainless steel will become stained or discoloured over time (tea staining). It is a cosmetic issue that does not affect the structural integrity or the lifetime of the lid. **It is the responsibility of the homeowner** to remove any tea staining as it occurs with a 'Nylon Scourer Sponge', preventing it from leaching to surrounding stone.

*Information correct at time of printing, changes may be made without notice. Modifications and updates can be viewed on our website - [www.skimmerlids.com.au](http://www.skimmerlids.com.au)*



**Showroom & Sales Office**  
Unit 3/26 Octal Street,  
Yatala, Qld, 4207

#### NATIONAL ENQUIRIES

P: +61 7 3807 2551  
E: [admin@skimmerlids.com.au](mailto:admin@skimmerlids.com.au)  
W: [www.skimmerlids.com.au](http://www.skimmerlids.com.au)

#### INTERNATIONAL ENQUIRIES

P: +61 438 075 641  
E: [sales@skimmerlids.com.au](mailto:sales@skimmerlids.com.au)  
W: [www.skimmercovers.com](http://www.skimmercovers.com)

PROUDLY MANUFACTURED BY:  
**SKIMMER LIDS**  
PTY LTD

The Skimmer box cover - Frame, Lid and Key product contained herein is covered by Int. Appln PCT/AU2018/000149  
The Skimmer box cover - Frame and Lid product contained herein is covered by AU Reg Design 201813786 and 20183789